

Benjamin E. Mays High School

GO Team Meeting

April 15, 2025

Agenda

- I. Call to Order**
- II. Roll Call; Establish Quorum**
- III. Action Items**
 - a. Approval of Agenda
 - b. Approval of Previous Minutes - 3/11/25
- IV. Discussion Items**
 - a. 2025 Spring MAPS results
 - b. Needs Assessment
- V. Information Items**
 - a. Principal's Report
 - a. 2024-2025 Family Engagement and Partnership Highlights
 - b. Cluster Advisory Team Report – 3/24/2025
 - c. GO Team Elections
- VI. Announcements**
- VII. Adjournment**

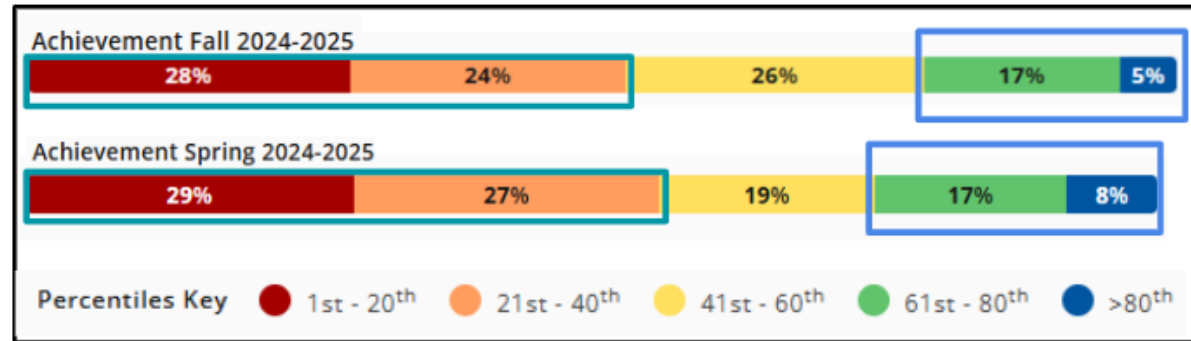
2025 Spring MAPS Results

Data Points to Consider

- Spring Results
- Fall to Spring Comparison
 - Literacy
 - Numeracy



MAP Reading Assessment



Areas of strength:

- In Fall 2024, 22% outperformed at least 60% of MAP Reading test-takers.
- By Spring 2025, this increased to 25% outperforming at least 60% of their peers.

Areas of growth:

- The number of students fluctuating between the bottom 2 quintiles increased from 52% in Fall 2024 to 56% in Spring 2025.
- Percentage of students in the top quintiles are low.

Implications:

- Drill down data to identify students who may have minimal to negative growth patterns.
- Provide targeted reading support (support classes, Lexia, etc).



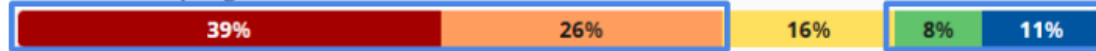
MAP Math Assessment



Achievement Fall 2024-2025



Achievement Spring 2024-2025



Percentiles Key ● 1st - 20th ● 21st - 40th ● 41st - 60th ● 61st - 80th ● >80th

Areas of strength:

- In Fall 2024, 17% outperformed at least 60% of MAP Reading test-takers. By Spring 2025, this increased to 19% outperforming at least 60% of their peers.
- In Fall 2024, 67% of students were in the bottom two quintiles. By Spring 2025, this decreased to 65%, showing growth of student achievement.

Areas of growth:

Only 19% of students are currently outperforming at least 60% of MAP Reading test-takers.

Implications:

- Continue to provide support classes for students struggling with math.
- Provide targeted instruction during math classes to build missing fundamental math skills.

Needs Assessment

ACTIVITY

Needs Assessment

During this Needs Assessment, we will look at data from the Spring MAPS administration and identify 2-3 potential needs for the 2025-2026 school year.

This discussion will help school leadership as they prepare for the 2025-2026 school year.



Needs Assessment: Guiding Questions

- What does this data tell us?
- What good news is there to celebrate?
- Where are growth opportunities?
- What trends do we see in the data?

ACTIVITY: Strengths & Opportunities

Based on your discussion about the school data, determine point of strength and opportunities for improvement and summarize them below.

| Strengths | Opportunities |
|-----------|---------------|
| | |
| | |
| | |
| | |
| | |
| | |

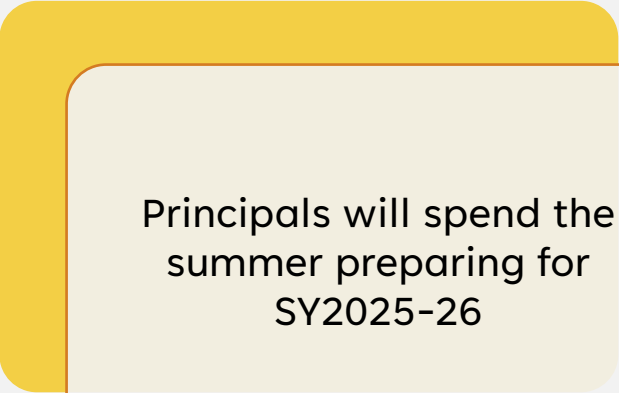
Needs Assessment:

Based on your responses for strengths and opportunities, what must be true for Mays High School to Achieve Excellence:

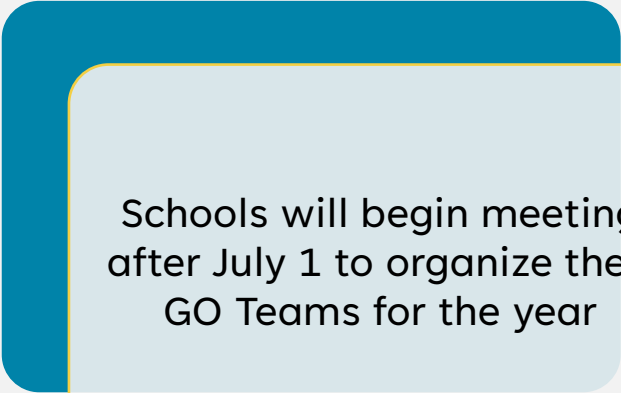


| | Need |
|---|------|
| 1 | |
| 2 | |
| 3 | |

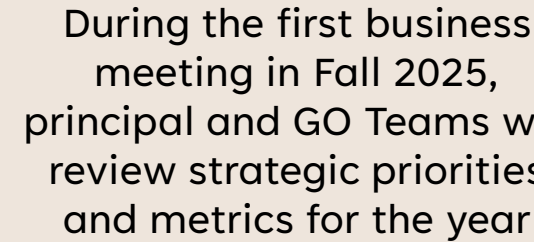
Next Steps



Principals will spend the summer preparing for SY2025-26



Schools will begin meeting after July 1 to organize their GO Teams for the year




During the first business meeting in Fall 2025, principal and GO Teams will review strategic priorities and metrics for the year

Information Items

- **Principal's Report**
- **Cluster Advisory Team Report**
- **GO Team Elections**
 - Find candidates at apsstrongschools.com
 - Vote **APRIL 16-25**
 - Households are sent a unique link based upon information in Infinite Campus
 - School Staff will be sent a link to their APS email address

Announcements

- **GO Team Members**
 - **Complete your end of year surveys (AVAILABLE NOW!** Check your email for the link)
 - Principal Feedback Survey
 - GO Team Satisfaction Survey
 - **Complete your required trainings ASAP**
 - Contact the GO Team Office with any questions





*Thank
You*

for yet another
great year!

